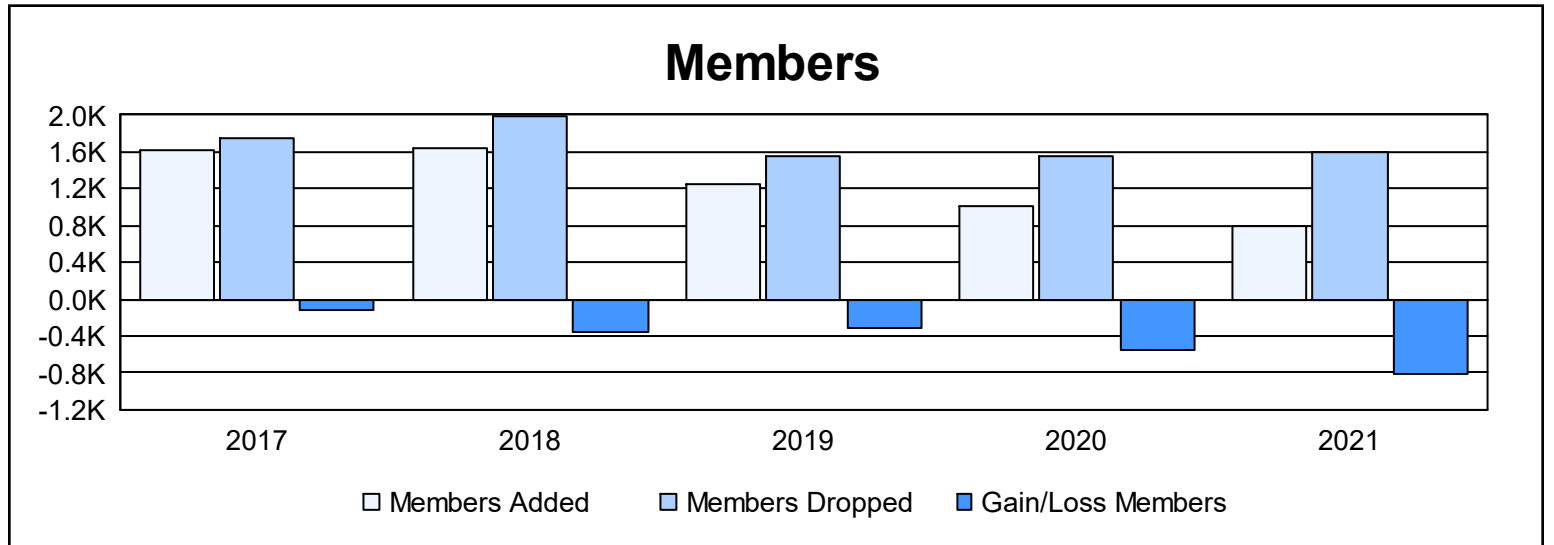
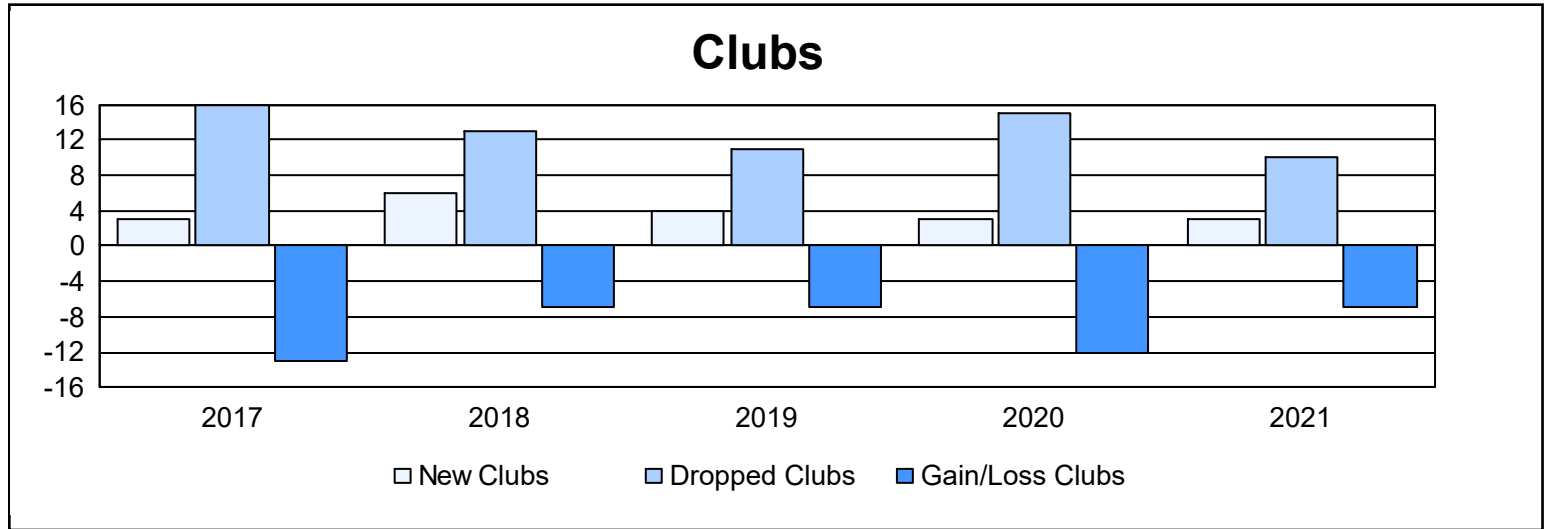
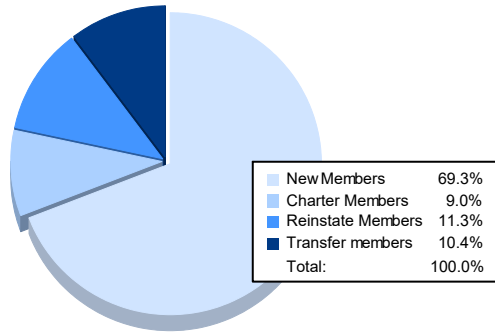


Year	New Clubs	Dropped Clubs	Gain/ Loss Clubs	New Members	Charter Members	Reinstate Members	Transfer Members	Total Member Added	Total Members Dropped	Gain/ Loss Members
2016-2017	3	16	-13	1,320	103	71	133	1,627	1,745	-118
2017-2018	6	13	-7	1,283	169	73	114	1,639	1,988	-349
2018-2019	4	11	-7	930	125	102	83	1,240	1,548	-308
2019-2020	3	15	-12	778	79	75	86	1,018	1,562	-544
2020-2021	3	10	-7	552	72	90	83	797	1,601	-804
Average	4	13	-9	973	110	82	100	1,264	1,689	-425



Membership Composition June 2021 Cumulative



Gender Composition June 2021 Cumulative

